



Indian Trade Journal - Commodity Profile Report
Commodity Exim Report for 2nd week of April, 2026 dated
8th April, 2026

Export

**ITCHS 3002 – Human Blood; Animal Blood
Prepared for Therapeutic,
Prophylactic or Diagnostic Uses;
Antisera, other Blood fractions and
Immunological products; Vaccines,
Toxins, cultures of Micro-Organisms
(Excluding Yeasts) and other Similar
products; Cell Cultures, whether or
not Modified**

Import

**ITCHS 8414 – Air or Vacuum Pumps, Air or other
Gas Compressors and Fans;
Ventilating or Recycling Hoods
incorporating a fan; Gas-Tight
Biological safety Cabinets,**

Commodity EXIM Report

DGCI & S, I T J Division

The weekly EXIM Report published by ITJ Division of DGCI&S, Kolkata presents some basic insights into India's export and import trade patterns with respect to selected set of commodities identified each week in order to facilitate preliminary commodity group/sector specific analysis for informed trade decision making.

2. For both categories of trades, one commodity group is chosen from the entire ITC-HS 4-digit Classification (latest being 2024 classification system). The Indian Trade Classification based on Harmonized System has been adopted in India for Export and Import Operations. While India specific data is sourced from DGCI&S, M/o C & I Database, global export-import data of exactly those sets of commodities are sourced from UN-COMTRADE Database.

3. As regards the time-period, this report outlines trade statistics over a period of four years, i.e., 2021 to 2024. The latest finalized data available on the UN Comtrade Database is only up to year 2024(Calendar Year) and on the DGCI&S Database up to January, 2026. So, for each commodity group dealt in this report, trends from 2021 to 2024 have been showcased where data has been sourced from UN Comtrade and from DGCI&S database.

4. In the instant report [2nd weekly Commodity Exim Report of April ,2026 dated 8thApril, 2026] the following two commodities have been dealt with.

Export: Human Blood; Animal Blood Prepared for Therapeutic, Prophylactic or Diagnostic Uses; Antisera, other Blood fractions and Immunological products; Vaccines, Toxins, cultures of Micro-Organisms (Excluding Yeasts) and other Similar products; Cell Cultures, whether or not Modified (ITCHS Code – 3002) - In the year 2024 this commodity group has 0.37% share in India's total Export value basket as per DGCI&S data base. India had occupied the 20th slot in export of this commodity with (1604.90 million USD) 0.46% share of total global exports in the year 2024.

Import : Air or Vacuum Pumps, Air or other Gas Compressors and Fans; Ventilating or Recycling Hoods incorporating a fan; Gas-Tight Biological safety Cabinets [ITCHS Code – 8414] – In the year 2024 this commodity group had share of 0.38% in India's total Import value basket as per DGCI&S database. India having 3.02 % share of total global imports of this commodity occupied the 8th slot in the 2024 and India's imports in this segment has consistently increased from US\$ 2139.40 million in 2021 to US\$ 2669.77 million in 2024.

EXPORT

Human Blood; Animal Blood Prepared for Therapeutic, Prophylactic or Diagnostic Uses; Antisera, other Blood fractions and Immunological products; Vaccines, Toxins, cultures of Micro-Organisms (Excluding Yeasts) and other Similar products; Cell Cultures, whether or not Modified classified as ITC HS Code – 3002) which falls under Chapter -30 (Pharmaceutical products) of ITC-HS classification. India is engaged in the process of exporting this commodity and in the year 2024 this commodity group has so far had 0.37% share in India's total Export value basket as per DGCI&S data base.

Table - 1

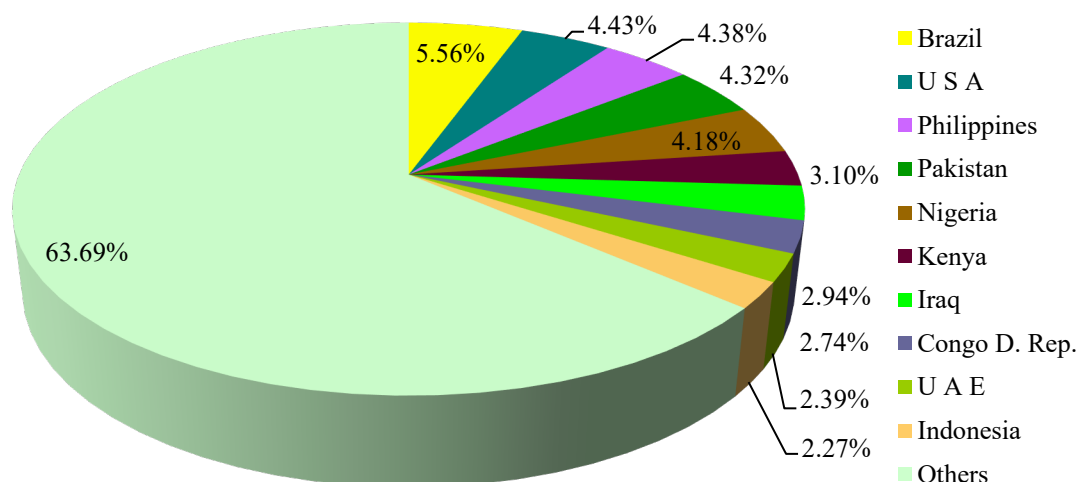
India's Top 10 destination for Human Blood; Animal Blood Prepared for Therapeutic, Prophylactic or Diagnostic Uses etc... (HS Code-3002)

| Rank | Countries | 2021 | | 2022 | | 2023 | | 2024 | |
|------|---------------|-------------------|------------|-------------------|------------|-------------------|------------|-------------------|------------|
| | | Value (million\$) | Share (%) | Value (million\$) | Share (%) | Value (million\$) | Share (%) | Value (million\$) | Share (%) |
| 1. | Brazil | 31.09 | 2.05 | 36.22 | 2.49 | 29.70 | 1.77 | 91.07 | 5.56 |
| 2. | U S A | 42.21 | 2.79 | 53.72 | 3.69 | 86.35 | 5.14 | 72.59 | 4.43 |
| 3. | Philippines | 25.71 | 1.70 | 27.65 | 1.90 | 58.96 | 3.51 | 71.77 | 4.38 |
| 4. | Pakistan | 169.18 | 11.18 | 55.58 | 3.82 | 53.99 | 3.21 | 70.85 | 4.32 |
| 5. | Nigeria | 68.93 | 4.56 | 35.80 | 2.46 | 72.85 | 4.33 | 68.41 | 4.18 |
| 6. | Kenya | 19.66 | 1.30 | 49.13 | 3.38 | 52.94 | 3.15 | 50.71 | 3.10 |
| 7. | Iraq | 4.62 | 0.31 | 18.30 | 1.26 | 20.15 | 1.20 | 48.25 | 2.94 |
| 8. | Congo D. Rep. | 26.33 | 1.74 | 20.58 | 1.42 | 41.48 | 2.47 | 44.92 | 2.74 |
| 9. | U A E | 9.47 | 0.63 | 13.18 | 0.91 | 33.69 | 2.00 | 39.16 | 2.39 |
| 10. | Indonesia | 38.60 | 2.55 | 59.95 | 4.12 | 51.32 | 3.05 | 37.18 | 2.27 |
| | Others | 1077.44 | 71.20 | 1083.97 | 74.55 | 1179.88 | 70.18 | 1043.52 | 63.69 |
| | Total | 1513.23 | 100 | 1454.07 | 100 | 1681.31 | 100 | 1638.42 | 100 |

Source: DGCI&S, Ministry of Commerce & Industry

Note: India's Export includes re-export also

India's top 10 destinations of Human Blood; Animal Blood Prepared for Therapeutic, Prophylactic or Diagnostic Uses etc... by Percentage in 2024



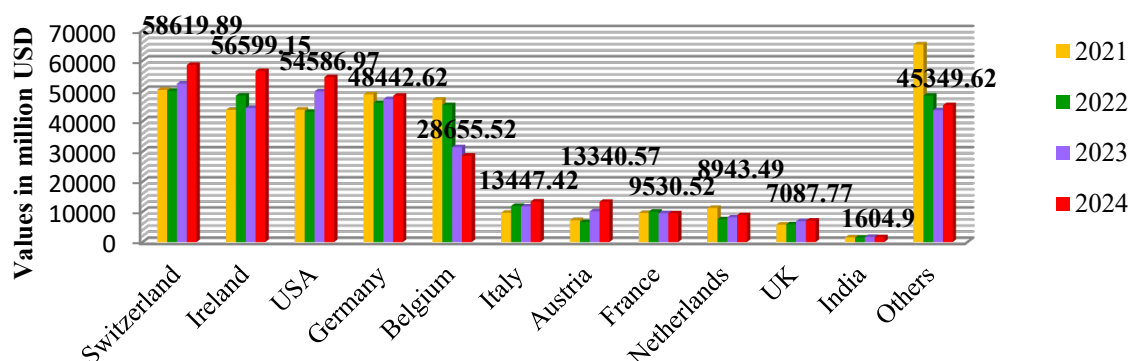
In the year 2024 India has exported Human Blood; Animal Blood Prepared for Therapeutic, Prophylactic or Diagnostic Uses; Antisera, other Blood fractions and Immunological products; Vaccines, Toxins, cultures of Micro-Organisms (Excluding Yeasts) and other Similar products; Cell Cultures, whether or not Modified worth of US\$ 1638.42 million and registered a decrease of 2.55% compared to 2023 figures of US\$ 1681.31 million. Brazil (importing US\$ 91.07 million worth of goods in this segment from India) has held the top slot as an export destination in this segment with 5.56% share of India's total exports of the commodity group recorded for the year 2024. In second and third place were USA (US\$ 72.59 million) and Philippines (US\$ 71.77 million) to where India exported around 4.43% and 4.38% share of total of this commodity respectively in 2024. Over the period under review India's exports in this segment has fluctuating trends from 2021 till 2024.

Table - 2
World's Top 10 exporters of Human Blood; Animal Blood Prepared for Therapeutic, Prophylactic or Diagnostic Uses etc... (HS Code-3002)

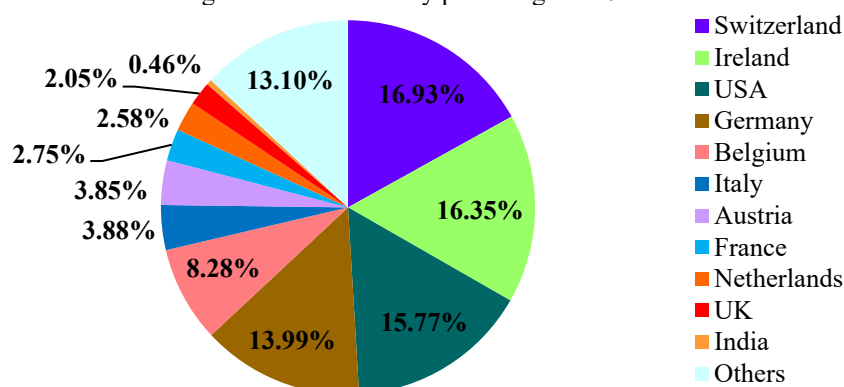
| Rank | Countries | 2021 | | 2022 | | 2023 | | 2024 | |
|------------|--------------|-------------------|---------------|-------------------|-------------|-------------------|-------------|-------------------|-------------|
| | | Value (million\$) | Share (%) | Value (million\$) | Share (%) | Value (million\$) | Share (%) | Value (million\$) | Share (%) |
| 1. | Switzerland | 50356.97 | 14.62 | 50059.71 | 15.40 | 52446.99 | 16.52 | 58619.89 | 16.93 |
| 2. | Ireland | 43760.46 | 12.70 | 48510.21 | 14.92 | 44396.80 | 13.99 | 56599.15 | 16.35 |
| 3. | USA | 43858.41 | 12.73 | 43182.19 | 13.28 | 49889.57 | 15.72 | 54586.97 | 15.77 |
| 4. | Germany | 48922.06 | 14.20 | 46077.25 | 14.17 | 47296.94 | 14.90 | 48442.62 | 13.99 |
| 5. | Belgium | 47124.82 | 13.68 | 45344.01 | 13.95 | 31458.22 | 9.91 | 28655.52 | 8.28 |
| 6. | Italy | 9702.55 | 2.82 | 11944.48 | 3.67 | 11802.91 | 3.72 | 13447.42 | 3.88 |
| 7. | Austria | 7235.40 | 2.10 | 6621.63 | 2.04 | 10155.02 | 3.20 | 13340.57 | 3.85 |
| 8. | France | 9615.38 | 2.79 | 10059.46 | 3.09 | 9547.78 | 3.01 | 9530.52 | 2.75 |
| 9. | Netherlands | 11277.47 | 3.27 | 7524.02 | 2.31 | 8175.60 | 2.58 | 8943.49 | 2.58 |
| 10. | UK | 5776.02 | 1.68 | 5893.93 | 1.81 | 6907.22 | 2.18 | 7087.77 | 2.05 |
| 20. | India | 1514.07 | 0.44 | 1461.27 | 0.45 | 1677.18 | 0.53 | 1604.90 | 0.46 |
| | Others | 65346.88 | 18.97 | 48469.32 | 14.91 | 43684.99 | 13.76 | 45349.62 | 13.10 |
| | Total | 344490.49 | 100.00 | 325147.49 | 100 | 317439.21 | 100 | 346208.43 | 100 |

Source: UN Comtrade

Leading Exporters of Human Blood; Animal Blood Prepared for Therapeutic, Prophylactic or Diagnostic Uses etc... globally from 2021 to 2024 (Data labels signified for 2024)



World's 10 leading exporters of Human Blood; Animal Blood Prepared for Therapeutic, Prophylactic or Diagnostic Uses etc... by percentage in 2024



Human Blood; Animal Blood Prepared for Therapeutic, Prophylactic or Diagnostic exports worldwide amounted to US\$ 346208.43 million in 2024 raised by 8.30% over the previous year. The lead Exporter in this segment has consistently been Switzerland (exporting goods worth a total of US \$ 58619.89 million) with a show of 16.93% share in 2024 followed by Ireland and USA with exporting goods worth a total of US\$ 56599.15 million and US\$ 54586.97 million with a show of 16.95% share and 15.77% respectively in 2024. **India** (exporting goods worth a total of US\$ 1604.90 million in this category) with a show of **0.46%** share, stood at 20th slot in 2024 of world exports of Human Blood; Animal Blood Prepared for Therapeutic,

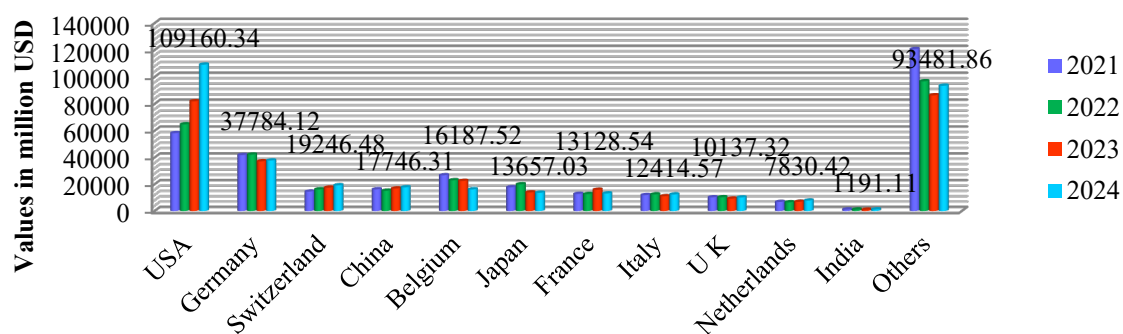
Prophylactic or Diagnostic. World's export in this segment had shown a downfall from 2021 to 2023 but again leap in 2024.

Table – 3
World's Top 10 Importers of Human Blood; Animal Blood Prepared for Therapeutic, Prophylactic or Diagnostic Uses etc... (HS Code-3002)

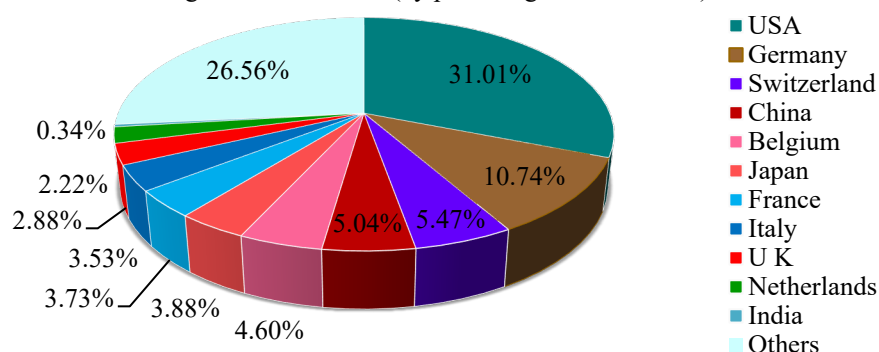
| Rank | Countries | 2021 | | 2022 | | 2023 | | 2024 | |
|------------|--------------|-------------------|-------------|-------------------|-------------|-------------------|-------------|-------------------|-------------|
| | | Value (million\$) | Share (%) | Value (million\$) | Share (%) | Value (million\$) | Share (%) | Value (million\$) | Share (%) |
| 1. | USA | 58237.95 | 17.18 | 64786.03 | 20.17 | 81954.95 | 25.57 | 109160.34 | 31.01 |
| 2. | Germany | 41847.55 | 12.35 | 42170.89 | 13.13 | 37140.91 | 11.59 | 37784.12 | 10.74 |
| 3. | Switzerland | 14522.50 | 4.29 | 16210.82 | 5.05 | 17504.87 | 5.46 | 19246.48 | 5.47 |
| 4. | China | 16218.55 | 4.79 | 15172.82 | 4.72 | 16873.95 | 5.27 | 17746.31 | 5.04 |
| 5. | Belgium | 26726.39 | 7.89 | 22988.47 | 7.16 | 22514.63 | 7.03 | 16187.52 | 4.60 |
| 6. | Japan | 17781.01 | 5.25 | 19964.31 | 6.22 | 13951.47 | 4.35 | 13657.03 | 3.88 |
| 7. | France | 12780.93 | 3.77 | 12670.18 | 3.94 | 15903.65 | 4.96 | 13128.54 | 3.73 |
| 8. | Italy | 11911.16 | 3.51 | 12459.48 | 3.88 | 11086.19 | 3.46 | 12414.57 | 3.53 |
| 9. | U K | 10271.80 | 3.03 | 10322.37 | 3.21 | 9282.23 | 2.90 | 10137.32 | 2.88 |
| 10. | Netherlands | 6775.35 | 2.00 | 6522.28 | 2.03 | 6910.44 | 2.16 | 7830.42 | 2.22 |
| 33. | India | 1142.39 | 0.34 | 1132.00 | 0.35 | 990.08 | 0.31 | 1191.11 | 0.34 |
| | Others | 120677.28 | 35.61 | 96815.54 | 30.14 | 86349.11 | 26.95 | 93481.86 | 26.56 |
| | Total | 338892.87 | 100 | 321215.19 | 100 | 320462.48 | 100 | 351965.61 | 100 |

Source : UN Comtrade

Leading Importers of Human Blood; Animal Blood Prepared for Therapeutic, Prophylactic or Diagnostic Uses etc... globally from 2021 to 2024 (Data labels signified for 2024)



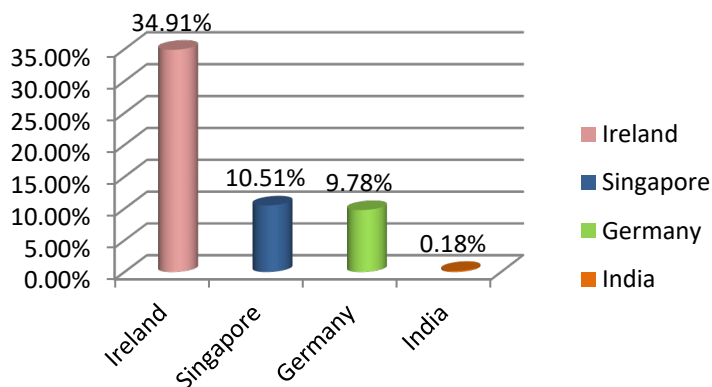
World's 5 leading importers of Human Blood; Animal Blood Prepared for Therapeutic, Prophylactic or Diagnostic Uses etc... (by percentage share in 2024)



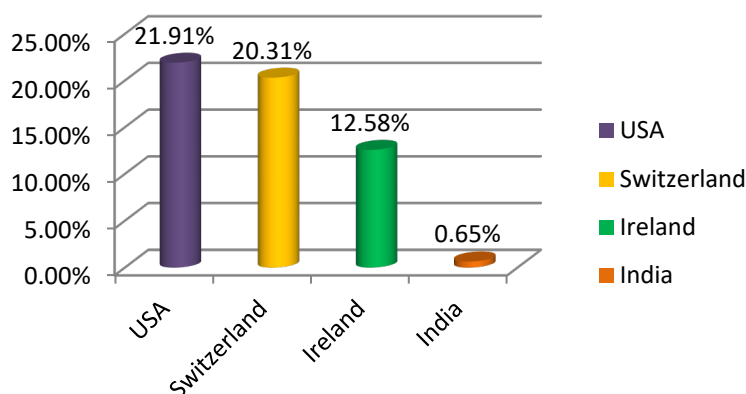
The Human Blood; Animal Blood Prepared for Therapeutic, Prophylactic or Diagnostic Uses etc imports worldwide was US\$ 351965.61 million in 2024, increased by 9.83% from 2023 levels. Over the period under review (i.e. 2021-2024), global imports is highest in 2024 year. The lead importer in this segment had highest share of import has been USA (31.01%) in 2024 followed next by Germany (10.74%) and Switzerland (5.47%). **India** had 0.34% share of world importing trade in this segment in 2024 and stood at 33rd position in the world. World import of the Human Blood; Animal Blood Prepared for Therapeutic, Prophylactic or Diagnostic Uses etc has steadily decreased from 2021 till 2023 and then rise in 2024.

As per UN Comtrade database the top 3 importers of the Human Blood; Animal Blood Prepared for Therapeutic, Prophylactic or Diagnostic Uses etc globally were **USA, Germany and Switzerland**. These 3 countries imported 0.18%, 0.65% and 0.04% respectively of their total import of the Human Blood; Animal Blood Prepared for Therapeutic, Prophylactic or Diagnostic Uses etc from India in 2024 which is presented below :

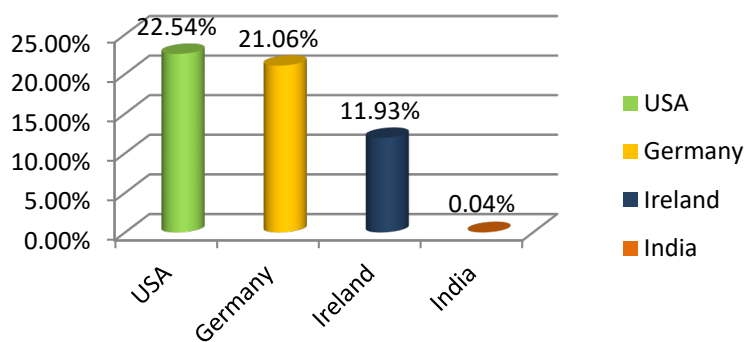
i) Top 3 supplier nations of Human Blood; Animal Blood Prepared for Therapeutic, Prophylactic or Diagnostic Uses etc. to USA in 2024 (Percentage share)



ii) Top 3 supplier nations of Human Blood; Animal Blood Prepared for Therapeutic, Prophylactic or Diagnostic Uses etc. to Germany in 2024 (Percentage share)



iii) Top 3 supplier nations of Human Blood; Animal Blood Prepared for Therapeutic, Prophylactic or Diagnostic Uses etc. to Switzerland in 2024(Percentage share)



IMPORT

Air or Vacuum Pumps, Air or other Gas Compressors and Fans; Ventilating or Recycling Hoods incorporating a fan; Gas-Tight Biological safety Cabinets classified as ITCHS Code – **8414** which falls under Chapter -84 (Nuclear reactors, boilers, machinery and mechanical appliances; parts thereof) of Section – XVI (Machinery and Mechanical Appliances; Electrical equipment; Parts thereof; Sound Recorders and Reproducers, Television Image and Parts and Accessories of such Articles) of ITCHS classification.

India is engaged in the process of importing this commodity and in 2024 this commodity group had 0.43% share in India's total Import value basket as per DGCIS database.

Table – 4

India's Top 10 Source Nations of Air or Vacuum Pumps, Air or other Gas Compressors and Fans; Ventilating or Recycling Hoods incorporating a fan; Gas-Tight Biological safety Cabinets [ITCHS Code – 8414]

| Rank | Countries | 2021 | | 2022 | | 2023 | | 2024 | |
|------|-----------|--------------------|-----------|-------------------|-----------|-------------------|-----------|-------------------|-----------|
| | | Value (million \$) | Share (%) | Value (million\$) | Share (%) | Value (million\$) | Share (%) | Value (million\$) | Share (%) |
| 1. | CHINA | 1065.22 | 49.77 | 1249.86 | 52.19 | 1214.65 | 47.62 | 1433.13 | 52.75 |
| 2. | GERMANY | 212.23 | 9.92 | 210.84 | 8.80 | 284.39 | 11.15 | 254.33 | 9.36 |
| 3. | KOREA RP | 110.47 | 5.16 | 121.72 | 5.08 | 124.45 | 4.88 | 126.97 | 4.67 |
| 4. | THAILAND | 102.26 | 4.78 | 130.38 | 5.44 | 127.68 | 5.01 | 124.75 | 4.59 |
| 5. | U S A | 113.23 | 5.29 | 109.17 | 4.56 | 135.42 | 5.31 | 124.33 | 4.58 |
| 6. | U K | 76.62 | 3.58 | 99.82 | 4.17 | 91.75 | 3.60 | 101.04 | 3.72 |
| 7. | JAPAN | 97.88 | 4.57 | 75.41 | 3.15 | 95.12 | 3.73 | 89.35 | 3.29 |
| 8. | ITALY | 54.77 | 2.56 | 81.67 | 3.41 | 111.24 | 4.36 | 87.25 | 3.21 |
| 9. | SINGAPORE | 75.26 | 3.52 | 62.45 | 2.61 | 63.33 | 2.48 | 64.33 | 2.37 |
| 10. | BELGIUM | 60.16 | 2.81 | 43.74 | 1.83 | 83.08 | 3.26 | 56.81 | 2.09 |
| | Others | 172.23 | 8.05 | 209.71 | 8.76 | 219.80 | 8.62 | 254.32 | 9.36 |
| | Total | 2140.34 | 100.00 | 2394.78 | 100.00 | 2550.91 | 100.00 | 2716.60 | 100.00 |

Source: DGCI&S, Ministry of Commerce & Industry

Note: India's Import includes re-import also

The total amount of India's import of Air or Vacuum Pumps, Air or other Gas Compressors and Fans; Ventilating or Recycling Hoods incorporating a fan; Gas-Tight Biological safety Cabinets [ITCHS Code – 8414] in 2024 was US\$ 2716.60 million registering a rise as compared to 2023. Over the period 2021-2024, India's imports in this segment were at record high in the year 2024. In 2024, China stood first out as India's top importing partner in this segment with a share of 52.75% of India's total import in this of Air or Vacuum Pumps, Air or other Gas Compressors and Fans; Ventilating or Recycling Hoods incorporating a fan; Gas-Tight Biological safety Cabinets [ITCHS Code – 8414] followed by Germany (9.36%) and Korea RP (4.67%). For, the period under review, India's imports in this segment steadily increased. The Table below shows the World's Top 10 Importers of Air or Vacuum Pumps, Air or other Gas Compressors and Fans; Ventilating or Recycling Hoods incorporating a fan; Gas-Tight Biological safety Cabinets [ITCHS Code – 8414].

Table – 5

World’s Top 10 Importers of Air or Vacuum Pumps, Air or other Gas Compressors and Fans; Ventilating or Recycling Hoods incorporating a fan; Gas-Tight Biological safety Cabinets [ITCHS Code – 8414]

| Rank | Countries | 2021 | | 2022 | | 2023 | | 2024 | |
|-----------|--------------|--------------------|-------------|-------------------|-------------|-------------------|-------------|-------------------|-------------|
| | | Value (million \$) | Share (%) | Value (million\$) | Share (%) | Value (million\$) | Share (%) | Value (million\$) | Share (%) |
| 1. | USA | 13714.74 | 16.31 | 15617.09 | 18.18 | 14829.40 | 16.97 | 16241.33 | 18.39 |
| 2. | China | 6800.81 | 8.09 | 6211.74 | 7.23 | 5958.20 | 6.82 | 5674.96 | 6.43 |
| 3. | Germany | 5758.13 | 6.85 | 5802.93 | 6.75 | 6037.53 | 6.91 | 5423.78 | 6.14 |
| 4. | Mexico | 3783.62 | 4.50 | 4630.76 | 5.39 | 4907.74 | 5.62 | 5337.05 | 6.04 |
| 5. | Korea RP | 2693.24 | 3.20 | 2998.20 | 3.49 | 2975.80 | 3.41 | 2947.77 | 3.34 |
| 6. | Japan | 2950.68 | 3.51 | 2914.81 | 3.39 | 2941.84 | 3.37 | 2862.19 | 3.24 |
| 7. | UK | 2234.96 | 2.66 | 2589.71 | 3.01 | 2879.90 | 3.30 | 2716.34 | 3.08 |
| 8. | India | 2139.40 | 2.54 | 2391.73 | 2.78 | 2550.81 | 2.92 | 2669.77 | 3.02 |
| 9. | France | 2590.10 | 3.08 | 2613.14 | 3.04 | 2686.35 | 3.07 | 2564.17 | 2.90 |
| 10. | Italy | 2238.50 | 2.66 | 2297.24 | 2.67 | 2428.77 | 2.78 | 2343.20 | 2.65 |
| | Others | 39168.05 | 46.59 | 37843.60 | 44.05 | 39198.70 | 44.85 | 39540.89 | 44.77 |
| | Total | 84072.23 | 100.00 | 85910.95 | 100.00 | 87395.06 | 100.00 | 88321.45 | 100.00 |

Source :UN Comtrade

Import of Air or Vacuum Pumps, Air or other Gas Compressors and Fans; Ventilating or Recycling Hoods incorporating a fan; Gas-Tight Biological safety Cabinets [ITCHS Code – 8414] worldwide was US \$ 88321.45 million in 2024, increased from 2023 levels of US \$ 87395.06 . Over the period under review, global imports were at record high in 2024. **India’s** imports of Air or Vacuum Pumps, Air or other Gas Compressors and Fans; Ventilating or Recycling Hoods incorporating a fan; Gas-Tight Biological safety Cabinets [ITCHS Code – 8414] amounted to approximately US \$ **2669.77** million in the year 2024 as per UN Comtrade database and **India** ranked 8th in the world with the share of 3.02% of total global imports of this commodity. The lead Importer in this segment was USA (US \$ 16241.33million) with 18.39% share of world imports in 2024. China occupied 2nd slot with the highest levels of imports in 2024, with 6.43% share of global imports of this commodity followed by Germany with 6.14% share.
