



सत्यमेव जयते



वाणिज्यिक जानकारी एवं सांख्यिकी महानिदेशालय  
Directorate General of Commercial Intelligence & Statistics

**Directorate General of Commercial Intelligence &  
Statistics (DGCI&S), Kolkata**

**Indian Trade Journal - Commodity Profile Report**

**Export**

**ITCHS 8414- Air or Vacuum pumps, Air or other  
Gas Compressors and Fans;  
Ventilating Incorporating a Fan; Gas-  
tight biological safety Cabinets,  
whether or not fitted with filters**

**Import**

**ITCHS 2933-Heterocyclic Compounds with  
Nitrogen Hetero-Atom(s) only**

## Commodity EXIM Report Indian Trade Journal (ITJ) Division

The weekly EXIM Report published by ITJ Division of DGCI&S, Kolkata presents some basic insights into India's export and import trade patterns w.r.t. selected set of commodities identified each week in order to facilitate preliminary commodity group/sector specific analysis for better policy making.

2. For both categories of trades, one commodity group is chosen from the entire ITC-HS 4-digit Classification (latest being 2024 classification system). The Indian Trade Classification based on Harmonized System has been adopted in India for Export and Import Operations. While India specific data is sourced from DGCI&S, M/o Commerce & Industry Database, global export-import data of exactly those sets of commodities are sourced from UN-COMTRADE Database.

3. As regards the time-period, this report outlines trade statistics over a period of four years. Currently (for reports being prepared in 2024) we are considering the time-period of 2021 to 2024. The latest finalized data available on the UN Comtrade Database is only up to year 2024 (Calendar Year) and on the DGCI&S Database up to April, 2026. So, for each commodity group dealt in this report, trends from 2021 to 2024 have been showcased where data has been sourced from UN Comtrade and from 2021 to 2024 when sourced from DGCI&S database; however, for computation of commodity group's share in India's overall export basket and import basket we have had to use Calendar Year data as all aggregate level data in India are represented in FY format.

4. In the instant report [1<sup>st</sup> weekly Commodity Exim Report of June, 2026, dated 3<sup>rd</sup> June, 2026 the following two commodities have been dealt with.

**Export: Air or Vacuum pumps, Air or other Gas Compressors and Fans; Ventilating Incorporating a Fan; Gas-tight biological safety Cabinets, whether or not fitted with filters [ITCHS Code – 8414]** - In FY 2024-25; this commodity group had 0.33% share in India's total Export value basket as per Department of Commerce, M/o-Commerce & Industry, Govt. of India data base. India occupied the 14<sup>th</sup> position in global export of Air or Vacuum pumps, Air or other Gas Compressors and Fans; Ventilating Incorporating a Fan; Gas-tight biological safety Cabinets, whether or not fitted with filters with export value of 1402.59 million USD having 1.47% share of total global exports in the year 2024 as per UN Comtrade data sources.

**Import: Heterocyclic Compounds with Nitrogen Hetero-Atom(s) only. [ITCHS Code – 2933]** – In FY 2024-25; this commodity group had share of 0.32% in India's total Import value basket as per Department of Commerce, M/o-Commerce & Industry, Govt. of India data base. India having 3.10% share of total global imports of this commodity occupied the 8<sup>th</sup> position in 2024 and India's imports in this segment has gradually increased from US\$ 2139.40 million in 2021 to US\$ 2669.77 million in 2024 as per UN Comtrade data sources.

## EXPORT

**Air or Vacuum Pumps, Air or other Gas Compressors and Fans; Ventilating or Recycling Hoods incorporating a fan; Gas-Tight Biological safety Cabinets** classified as ITCHS Code – **8414** which falls under Chapter -84 (Nuclear reactors, boilers, machinery and mechanical appliances; parts thereof) of Section – XVI (Machinery and Mechanical Appliances; Electrical equipment; Parts thereof; Sound Recorders and Reproducers, Television Image and Parts and Accessories of such Articles) of ITCHS classification. India is engaged in the process of exporting this commodity and in FY 2024-25; this commodity group had 0.33% share in India's total Export value basket.

**Table - 1**

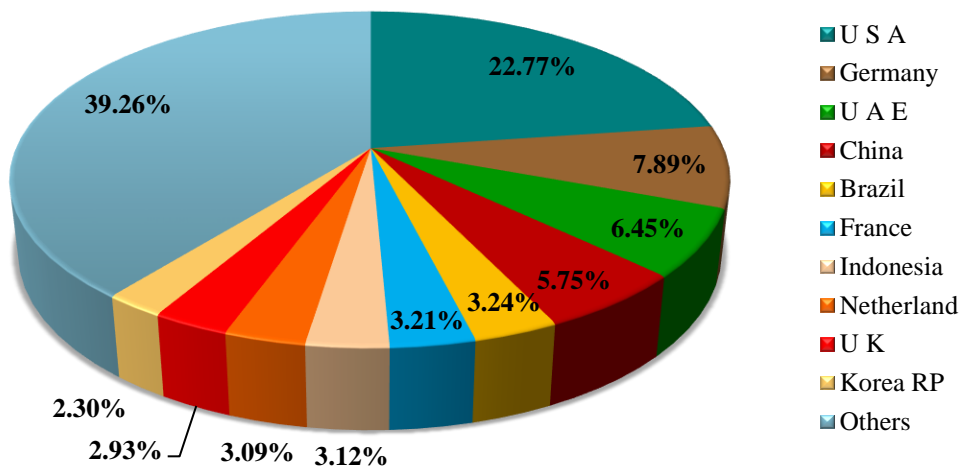
**India's top 10 export destinations for Air or Vacuum Pumps, Air or other Gas Compressors and Fans; Ventilating or Recycling Hoods incorporating a fan; Gas-Tight Biological safety Cabinets (HS Code 8414)**

Rank	Countries	2021		2022		2023		2024	
		Value (million \$)	Share (%)	Value (million\$)	Share (%)	Value (million\$)	Share (%)	Value (million\$)	Share (%)
1.	U S A	229.94	19.96	301.56	22.48	295.83	21.18	325.31	22.77
2.	Germany	90.72	7.87	104.68	7.80	112.28	8.04	112.67	7.89
3.	U A E	57.40	4.98	65.70	4.90	73.38	5.25	92.09	6.45
4.	China	45.44	3.94	56.36	4.20	77.87	5.58	82.15	5.75
5.	Brazil	36.27	3.15	43.04	3.21	38.75	2.77	46.24	3.24
6.	France	51.55	4.47	77.96	5.81	48.12	3.45	45.79	3.21
7.	Indonesia	26.68	2.32	31.21	2.33	36.74	2.63	44.58	3.12
8.	Netherland	20.88	1.81	26.59	1.98	54.57	3.91	44.18	3.09
9.	U K	40.94	3.55	37.89	2.82	40.15	2.88	41.82	2.93
10.	Korea RP	30.33	2.63	34.28	2.56	33.20	2.38	32.87	2.30
	Others	521.97	45.31	562.08	41.90	585.70	41.94	560.73	39.26
	<b>Total</b>	<b>1152.11</b>	<b>100</b>	<b>1341.35</b>	<b>100</b>	<b>1396.60</b>	<b>100</b>	<b>1428.43</b>	<b>100</b>

Source: DGCI&S, Ministry of Commerce & Industry, Govt. of India

Note: India's Export includes re-export also

India's top 10 export destinations of Air or Vacuum Pumps, Air or other Gas Compressors and Fans; Ventilating or Recycling Hoods incorporating a fan; Gas-Tight Biological safety Cabinets by percentage share in 2024



Air or Vacuum Pumps, Air or other Gas Compressors and Fans; Ventilating or Recycling Hoods incorporating a fan; Gas-Tight Biological safety Cabinets export from India grew by 6.74% in 2024 over the previous year 2023 to an all-time high of US\$1428.43 million in the year 2024 over the period under review in this report. India maintained a positive growth trend in this sector. USA (importing US\$ 325.31 million worth of the goods in this segment from India) held the top position as an export destination in this segment with 22.77% share

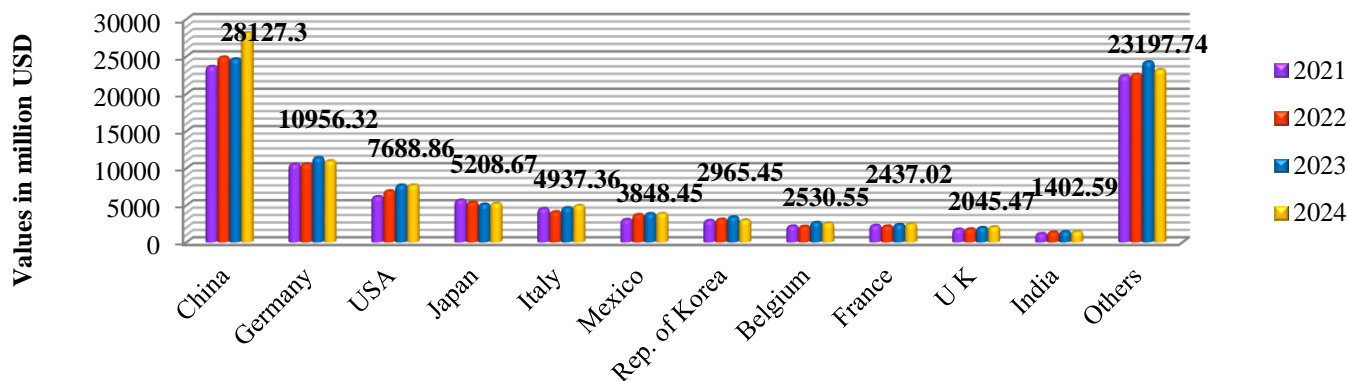
of India's total exports recorded in 2024. In second and third places were Germany (US\$ 112.67 million) and UAE (US\$ 92.09 million) where India exported around 7.89% and 6.45% of total exports of Air or Vacuum Pumps, Air or other Gas Compressors and Fans; Ventilating or Recycling Hoods incorporating a fan; Gas-Tight Biological safety Cabinets export respectively in 2024.

**Table - 2**  
World's top 10 exporters of Air or Vacuum Pumps, Air or other Gas Compressors and Fans; Ventilating or Recycling Hoods incorporating a fan; Gas-Tight Biological safety Cabinets etc. (HS Code – 8414)

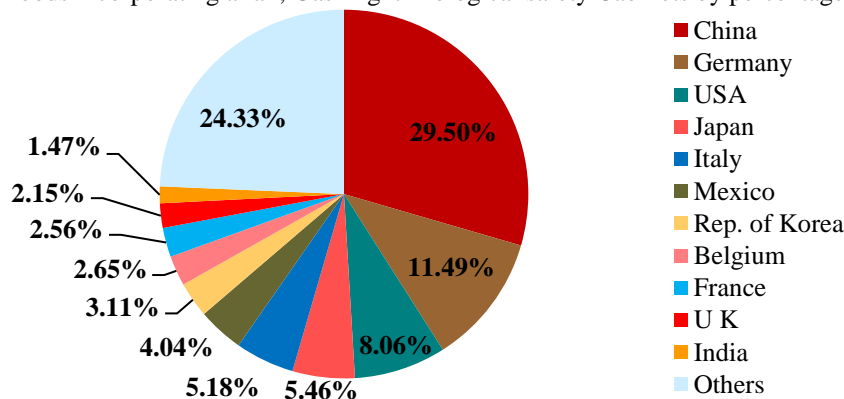
Rank	Countries	2021		2022		2023		2024	
		Value (million\$)	Share (%)	Value (million\$)	Share (%)	Value (million\$)	Share (%)	Value (million\$)	Share (%)
1.	China	23630.34	27.47	24873.43	28.11	24633.09	26.41	28127.30	29.50
2.	Germany	10505.34	12.21	10526.25	11.90	11388.87	12.21	10956.32	11.49
3.	USA	6122.49	7.12	6902.65	7.80	7679.88	8.23	7688.86	8.06
4.	Japan	5655.26	6.57	5369.18	6.07	5115.34	5.48	5208.67	5.46
5.	Italy	4504.00	5.24	4085.70	4.62	4635.89	4.97	4937.36	5.18
6.	Mexico	3038.43	3.53	3702.88	4.18	3837.78	4.11	3848.45	4.04
7.	Rep. of Korea	2904.78	3.38	3072.66	3.47	3394.36	3.64	2965.45	3.11
8.	Belgium	2159.65	2.51	2122.66	2.40	2643.87	2.83	2530.55	2.65
9.	France	2244.76	2.61	2161.72	2.44	2358.38	2.53	2437.02	2.56
10.	U K	1731.47	2.01	1775.94	2.01	1956.09	2.10	2045.47	2.15
14.	<b>India</b>	<b>1152.00</b>	<b>1.34</b>	<b>1341.32</b>	<b>1.52</b>	<b>1396.39</b>	<b>1.50</b>	<b>1402.59</b>	<b>1.47</b>
	Others	22380.23	26.01	22557.06	25.49	24236.20	25.98	23197.74	24.33
	<b>Total</b>	<b>86028.74</b>	<b>100</b>	<b>88491.45</b>	<b>100</b>	<b>93276.13</b>	<b>100</b>	<b>95345.78</b>	<b>100</b>

Source: UN Comtrade

Leading Exporters of Air or Vacuum Pumps, Air or other Gas Compressors and Fans; Ventilating or Recycling Hoods incorporating a fan; Gas-Tight Biological safety Cabinets globally (Data labels signified for 2024)



World's 10 leading exporters of Air or Vacuum Pumps, Air or other Gas Compressors and Fans; Ventilating or Recycling Hoods incorporating a fan; Gas-Tight Biological safety Cabinets by percentage in 2024



Worldwide Export of Air or Vacuum Pumps, Air or other Gas Compressors and Fans; Ventilating or Recycling Hoods incorporating a fan; Gas-Tight Biological safety Cabinets amounted to US\$ 95345.78 million in 2024 which is showing a positive growth trend over the previous periods under consideration. The lead Exporter in this segment has been China (exporting US\$ 28127.30 million) with a share of 29.50% in 2024. Germany (US\$ 10956.32 million) and USA (US\$ 7688.86 million) with 11.49% and 8.06% shares of world exports in this segment in 2024 stood at 2<sup>nd</sup> and 3<sup>rd</sup> positions respectively. In this segment, **India** (exporting US\$ 1402.59 million) with 1.47% share globally, stood at 14<sup>th</sup> position. India's export performance in this segment has improved over the years with percentage share in global exports rising from 1.34% in 2021 to 1.47% in 2024.

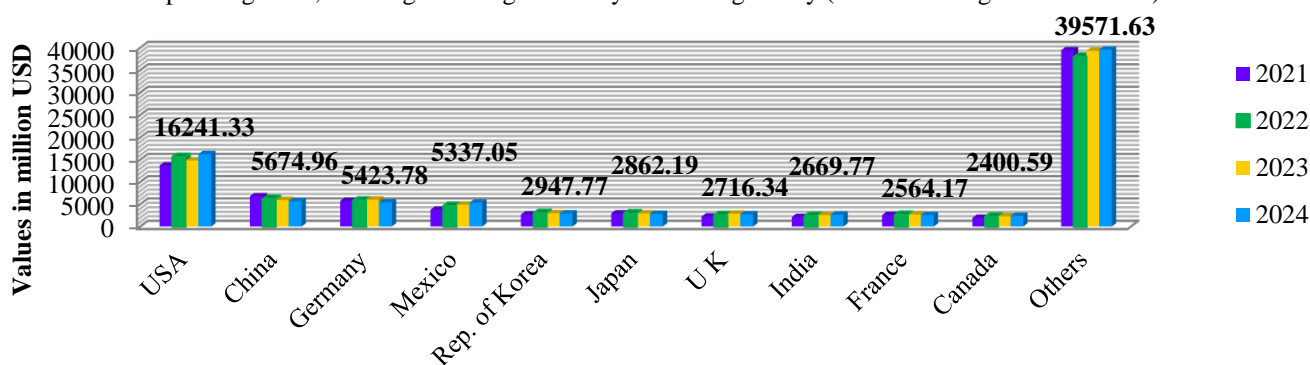
**Table – 3**

World's top 10 Importers of Air or Vacuum Pumps, Air or other Gas Compressors and Fans; Ventilating or Recycling Hoods incorporating a fan; Gas-Tight Biological safety Cabinets etc. (HS Code – 8414)

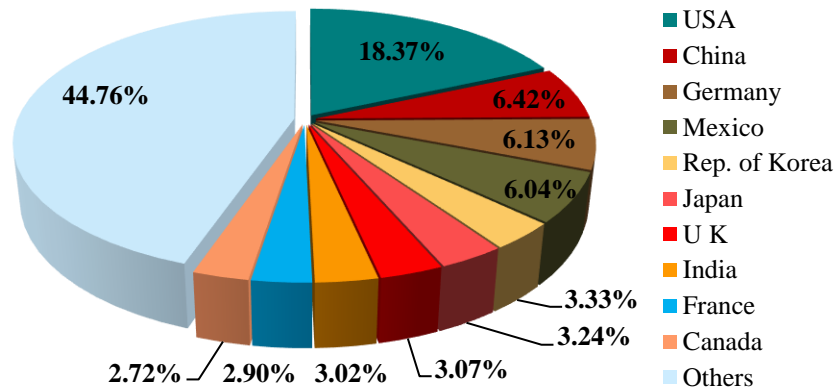
Rank	Countries	2021		2022		2023		2024	
		Value (million\$)	Share (%)	Value (million\$)	Share (%)	Value (million\$)	Share (%)	Value (million\$)	Share (%)
1.	USA	13714.74	16.31	15617.09	18.18	14829.40	16.97	16241.33	18.37
2.	China	6800.81	8.09	6211.74	7.23	5958.20	6.82	5674.96	6.42
3.	Germany	5758.13	6.85	5802.93	6.75	6037.53	6.91	5423.78	6.13
4.	Mexico	3783.62	4.50	4630.76	5.39	4907.74	5.62	5337.05	6.04
5.	Rep. of Korea	2693.24	3.20	2998.20	3.49	2975.80	3.41	2947.77	3.33
6.	Japan	2950.68	3.51	2914.81	3.39	2941.84	3.37	2862.19	3.24
7.	U K	2234.96	2.66	2564.79	2.99	2879.90	3.30	2716.34	3.07
8.	<b>India</b>	<b>2139.40</b>	<b>2.54</b>	<b>2391.73</b>	<b>2.78</b>	<b>2550.81</b>	<b>2.92</b>	<b>2669.77</b>	<b>3.02</b>
9.	France	2590.10	3.08	2613.14	3.04	2686.35	3.07	2564.17	2.90
10.	Canada	1960.82	2.33	2206.48	2.57	2296.84	2.63	2400.59	2.72
	Others	39445.73	46.92	37960.48	44.19	39312.13	44.99	39571.63	44.76
	<b>Total</b>	<b>84072.23</b>	<b>100</b>	<b>85912.15</b>	<b>100</b>	<b>87376.56</b>	<b>100</b>	<b>88409.59</b>	<b>100</b>

Source: UN Comtrade

Leading Importers of Air or Vacuum Pumps, Air or other Gas Compressors and Fans; Ventilating or Recycling Hoods incorporating a fan; Gas-Tight Biological safety Cabinets globally (Data labels signified for 2024)



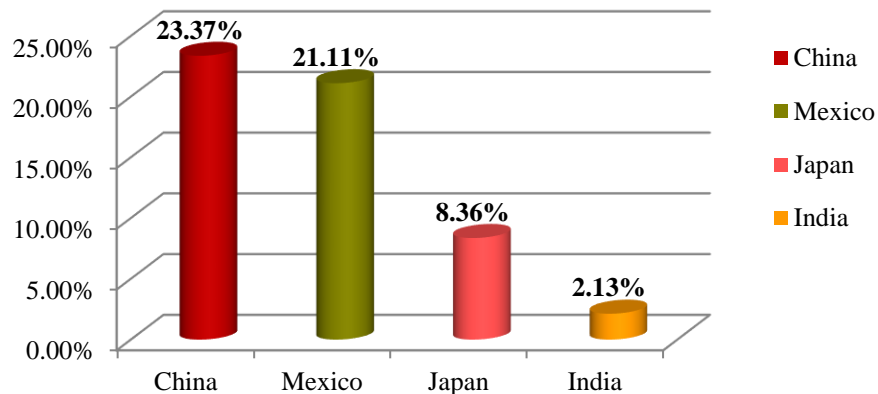
World's 10 leading importers of Air or Vacuum Pumps, Air or other Gas Compressors and Fans; Ventilating or Recycling Hoods incorporating a fan; Gas-Tight Biological safety Cabinets (by percentage share in 2024)



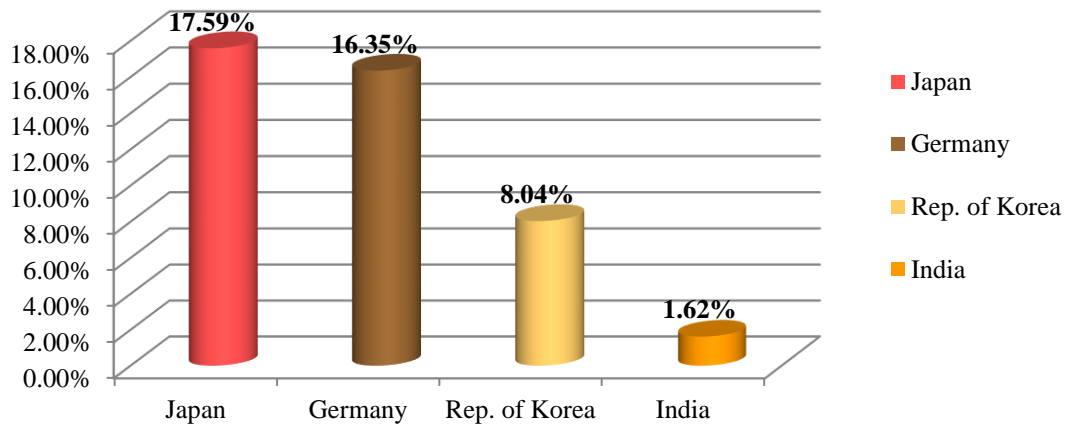
Worldwide Import of Air or Vacuum Pumps, Air or other Gas Compressors and Fans; Ventilating or Recycling Hoods incorporating a fan; Gas-Tight Biological safety Cabinets was US\$ 88409.59 million in 2024, a little rise by 1.18% from 2023 levels. Over the period under review, global imports were highest in 2024. The lead importer in this segment with highest share of imports has primarily been USA (18.37% share in 2024) followed next by China (6.42%) and Germany (6.13%). **India** has 3.02% share of world imports in this segment and occupied the 8<sup>th</sup> position in global imports in 2024. Global import value in this segment has steadily increased from 2021 to 2024.

As per UN Comtrade database, the top 3 importers of Air or Vacuum Pumps, Air or other Gas Compressors and Fans; Ventilating or Recycling Hoods incorporating a fan; Gas-Tight Biological safety Cabinets globally were **USA, China and Germany**. These 3 countries had imported 2.13%, 1.62% and 1.66% of their total imports of Ceramic Flags, Paving, Wall Tiles; Mosaic Cubes; Finishing Ceramics from India in 2024 which is presented below:

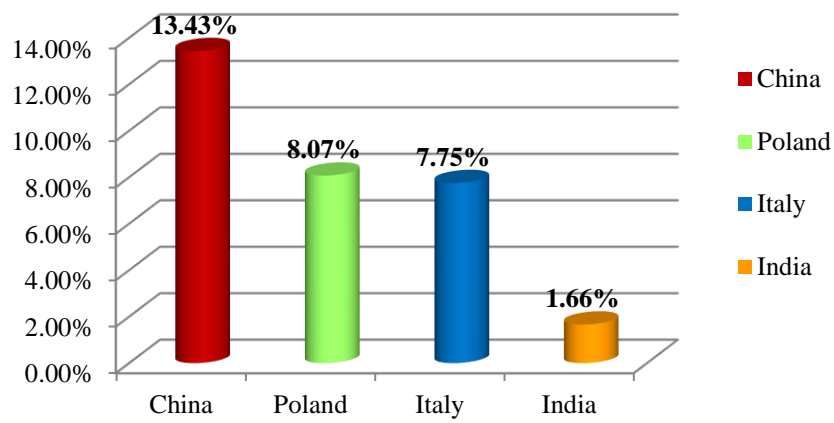
(i) Top 3 supplier nations of Air or Vacuum Pumps, Air or other Gas Compressors and Fans; Ventilating or Recycling Hoods incorporating a fan; Gas-Tight Biological safety Cabinets to USA in 2024 (Percentage share)



(ii) Top 3 supplier nations of Air or Vacuum Pumps, Air or other Gas Compressors and Fans; Ventilating or Recycling Hoods incorporating a fan; Gas-Tight Biological safety Cabinets to China in 2024 (Percentage share)



(iii) Top 3 supplier nations of Air or Vacuum Pumps, Air or other Gas Compressors and Fans; Ventilating or Recycling Hoods incorporating a fan; Gas-Tight Biological safety Cabinets to Germany in 2024 (Percentage share)



## IMPORT

**Heterocyclic Compounds with Nitrogen Hetero-Atom(s) only** ITCHS Code – 2933 falls under Chapter -29 (Organic chemicals) of Section – VI (Products of the Chemical or Allied Industries) of ITCHS classification. India is engaged in the process of importing this commodity and in FY 2024-25; this commodity group had share of 0.32% share in India's total Import value basket.

Table – 4

**India's top 10 source nations of imports of Heterocyclic Compounds with Nitrogen Hetero-Atom(s) only [ITCHS Code – 2933]**

Rank	Countries	2021		2022		2023		2024	
		Value (million \$)	Share (%)	Value (million\$)	Share (%)	Value (million\$)	Share (%)	Value (million\$)	Share (%)
1.	China	1756.82	71.09	2032.49	75.03	2601.47	59.39	1724.69	74.35
2.	Italy	47.48	1.92	53.05	1.96	80.05	1.83	97.44	4.20
3.	Japan	45.73	1.85	69.33	2.56	59.20	1.35	94.61	4.08
4.	USA	94.71	3.83	86.73	3.20	94.15	2.15	44.46	1.92
5.	Germany	50.75	2.05	48.88	1.80	30.03	0.69	36.43	1.57
6.	Belgium	58.49	2.37	66.86	2.47	60.54	1.38	35.43	1.53
7.	Hong Kong	27.42	1.11	21.64	0.80	1158.86	26.46	33.59	1.45
8.	Hungary	20.00	0.81	16.01	0.59	16.59	0.38	22.72	0.98
9.	Singapore	7.74	0.31	11.66	0.43	14.94	0.34	21.36	0.92
10.	Mexico	19.05	0.77	16.67	0.62	21.42	0.49	19.54	0.84
	Others	343.14	13.88	285.57	10.54	242.94	5.55	189.58	8.17
	<b>Total</b>	<b>2471.34</b>	<b>100</b>	<b>2708.89</b>	<b>100</b>	<b>4380.18</b>	<b>100</b>	<b>2319.84</b>	<b>100</b>

Source: DGCI&S, Ministry of Commerce & Industry, Govt. of India

Note: India's Import includes re-import also

The total amount of India's imports of Heterocyclic Compounds with Nitrogen Hetero-Atom(s) only, stood at US\$ 2319.84 million registering a decline of 47.03% over 2023 levels. Over the period under review, India's imports in this segment were at record high at US\$ 4380.18 million in 2023. In 2024, China stood out as India's top importing partner in this segment with a share of 74.35% (USD 1724.69 million) followed distantly next by Italy (4.20%) and Japan (4.08%) with US\$ 97.44 million and US\$ 94.61 million value of import respectively.

Table – 5

**World's top 10 Importing Nations of Heterocyclic Compounds with Nitrogen Hetero-Atom(s) only [ITCHS Code – 2933]**

Rank	Countries	2021		2022		2023		2024	
		Value (million\$)	Share (%)	Value (million\$)	Share (%)	Value (million\$)	Share (%)	Value (million\$)	Share (%)
1.	USA	13714.74	16.31	15617.09	18.18	14829.40	16.97	16241.33	18.88
2.	China	6800.81	8.09	6211.74	7.23	5958.20	6.82	5674.96	6.60
3.	Germany	5758.13	6.85	5802.93	6.75	6037.53	6.91	5423.78	6.31
4.	Mexico	3783.62	4.50	4630.76	5.39	4907.74	5.62	5337.05	6.21
5.	Rep. of Korea	2693.24	3.20	2998.20	3.49	2975.80	3.41	2947.77	3.43
6.	Japan	2950.68	3.51	2914.81	3.39	2941.84	3.37	2862.19	3.33
7.	U K	2234.96	2.66	2564.79	2.99	2879.90	3.30	2716.34	3.16
8.	<b>India</b>	<b>2139.40</b>	<b>2.54</b>	<b>2391.73</b>	<b>2.78</b>	<b>2550.81</b>	<b>2.92</b>	<b>2669.77</b>	<b>3.10</b>
9.	France	2590.10	3.08	2613.14	3.04	2686.35	3.07	2564.17	2.98
10.	Italy	2238.50	2.66	2297.24	2.67	2407.90	2.76	2343.20	2.72
	Others	39168.05	46.59	37869.72	44.08	39201.07	44.86	37228.44	43.28
	<b>Total</b>	<b>84072.23</b>	<b>100</b>	<b>85912.15</b>	<b>100</b>	<b>87376.56</b>	<b>100</b>	<b>86008.99</b>	<b>100</b>

Source: UN Comtrade

Total global imports of Heterocyclic Compounds with Nitrogen Hetero-Atom(s) only were US\$ 86008.99 million in 2024 registering a decrease by 1.56% from 2023 levels. Over the period under review, global imports were highest with US\$ 87376.56 million in 2023 and from 2021 to 2023, there is an observable increasing trend.

**India's** imports amounted to approximately US\$ 2669.77 million in the year 2024 as per UN Comtrade database and **India** ranked 8<sup>th</sup> in the world with the share of 3.10% of total global imports of this commodity. The lead Importer has been USA (US\$ 16241.33 million) with 18.88% share in 2024 followed by China and Germany occupying 2<sup>nd</sup> and 3<sup>rd</sup> positions with 6.60% and 6.31% shares respectively.

\*\*\*\*\*