

Indian Trade Journal - Commodity Profile Report

**Commodity Exim Report for 2nd week of December,
2025 dated 10th December, 2025**

Export

ITCHS 6204 – Women's or Girls' Suits, Ensembles, Jackets, Blazers, Dresses, Skirts, Divided Skirts, Trousers, Bib and Brace overalls, Breeches and Shorts

Import

ITCHS 7106 – Silver (Including Silver Plated with Gold or Platinum), Unwrought or in Semi-Manufactured forms, or in Powder form

Commodity EXIM Report

DGCI&S, I T J Division

1. The weekly EXIM Report published by ITJ Division of DGCI&S, Kolkata presents some basic insights into India's export and import trade patterns with respect to selected set of commodities identified each week in order to facilitate preliminary commodity group/sector specific analysis for informed trade decision making.
2. For both categories of trades, one commodity group is chosen from the entire ITCHS 4-digit Classification (latest being 2024 classification system). The Indian Trade Classification based on Harmonized System has been adopted in India for Export and Import Operations. While India specific data is sourced from DGCI&S, M/o C&I Database, global export-import data of exactly those sets of commodities are sourced from UN-COMTRADE Database.
3. As regards the time-period, this report outlines trade statistics over a period of four years, i.e., 2021 to 2024. The latest finalized data available on the UN Comtrade Database is only up to year 2024 (Calendar Year) and on the DGCI&S Database up to October, 2025. So, for each commodity group dealt in this report, trends from 2021 to 2024 have been showcased where data has been sourced from UN Comtrade and from DGCI&S database.
4. In the instant report [2nd weekly Commodity Exim Report of December, 2025 dated 10th December, 2025] the following two commodities have been dealt with.

Export: Women's or Girls' Suits, Ensembles, Jackets, Blazers, Dresses, Skirts, Divided Skirts, Trousers, Bib and Brace overalls, Breeches and Shorts [ITCHS Code – 6204] - In 2024 this commodity group had a significant 0.68% share in India's total Export value basket as per DGCI&S database. India occupied the 7th slot in export of this commodity with (2976.53 million USD) 4.75% share of total global exports in the year 2024.

Import : Silver (Including Silver Plated with Gold or Platinum), Unwrought or in Semi-Manufactured forms, or in Powder form [ITCHS Code – 7106] - In 2024 this commodity group had share of 0.89% in India's total Import value basket as per DGCI&S database. India having 20.21% share of total global imports of this commodity occupied the top slot in 2024.

EXPORT

Women's or Girls' Suits, Ensembles, Jackets, Blazers, Dresses, Skirts, Divided Skirts, Trousers, Bib and Brace overalls, Breeches and Shorts classified as H.S. Code – 6204 falls under Chapter - 62 (Articles of apparel and clothing accessories, not knitted or crocheted) of Section XI (Textile and Textile Articles) of ITC-HS classification. India is engaged in the process of exporting this commodity and in 2024 this commodity group had 0.68% share in India's total Export value basket as per DGCI&S database.

Table – 1

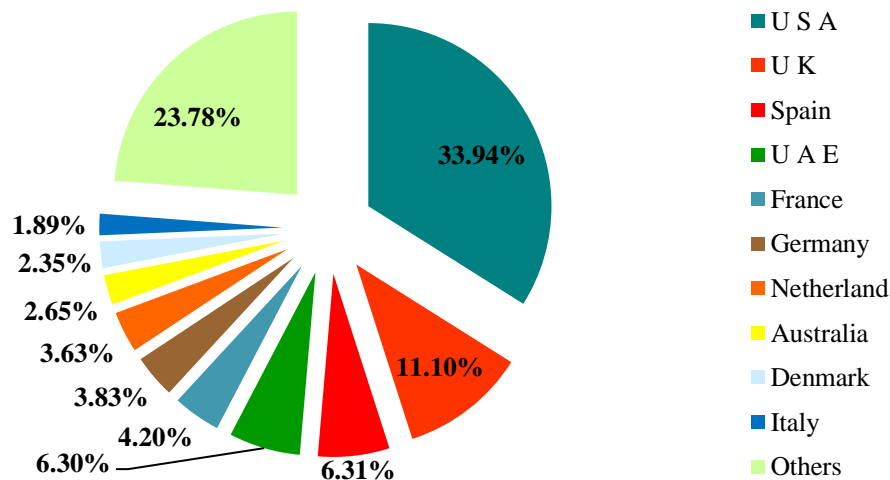
India's Top 10 destination of Women's or Girls' Suits, Ensembles, Jackets, Blazers, Dresses, Skirts, Divided Skirts, Trousers, Bib and Brace overalls, Breeches and Shorts (ITCHS Code 6204)

Rank	Countries	2021		2022		2023		2024	
		Value (million\$)	Share (%)	Value (million\$)	Share (%)	Value (million\$)	Share (%)	Value (million\$)	Share (%)
1.	U S A	782.35	30.56	1144.66	36.68	960.51	33.35	1027.25	33.94
2.	U K	260.94	10.19	337.97	10.83	328.69	11.41	336.03	11.10
3.	Spain	143.18	5.59	182.83	5.86	207.87	7.22	190.98	6.31
4.	U A E	227.66	8.89	152.61	4.89	134.89	4.68	190.76	6.30
5.	France	118.66	4.63	141.46	4.53	136.30	4.73	127.24	4.20
6.	Germany	139.33	5.44	166.07	5.32	130.68	4.54	115.93	3.83
7.	Netherland	83.23	3.25	108.52	3.48	99.92	3.47	109.94	3.63
8.	Australia	68.00	2.66	78.39	2.51	86.68	3.01	80.15	2.65
9.	Denmark	73.75	2.88	91.79	2.94	76.27	2.65	71.23	2.35
10.	Italy	43.22	1.69	61.05	1.96	61.87	2.15	57.32	1.89
	Others	619.90	24.21	655.41	21.00	656.26	22.79	719.60	23.78
	Total	2560.23	100	3120.77	100	2879.95	100	3026.42	100

Source: DGCI&S, Ministry of Commerce & Industry

Note: India's Export includes re-export also

India's top 10 destinations of Women's or Girls' Suits, Ensembles, Jackets, Blazers, Dresses, Skirts, Divided Skirts, Trousers, Bib and Brace overalls, Breeches and Shorts by percentage share in 2021-2024



Exports of Women's or Girls' Suits, Ensembles, Jackets, Blazers, Dresses, Skirts, Divided Skirts, Trousers, Bib and Brace overalls, Breeches and Shorts in India increased to USD 3026.42 million in 2024 from USD

2879.95 million in 2023 which was accounted by 5.08%. Exports of this commodity group from India reaching an all time high of USD 3120.77 million in 2022. USA emerged as India's top importer in this segment (importing USD 1027.25 million worth of goods in this segment from India) has persistently held the top slot as an export destination in this segment with a significant 33.94% share of India's total exports recorded for the year 2024. UK (USD 336.03 million) and Spain (USD 190.98 million) being its top export destinations stood at 2nd and 3rd slot with 11.10% and 6.31% share of the commodity respectively in 2024. India's export in this segment were at USD 2560.23 million in 2021 and increased in 2022 and then decreased in 2023 and again increased in 2024.

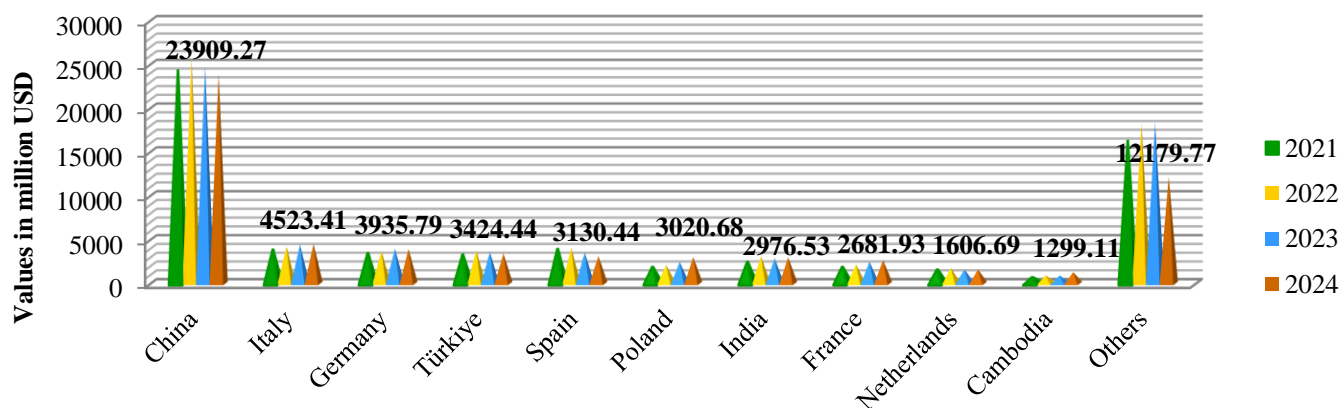
Table – 2

World's Top 10 exporters of Women's or Girls' Suits, Ensembles, Jackets, Blazers, Dresses, Skirts, Divided Skirts, Trousers, Bib and Brace overalls, Breeches and Shorts (ITCHS Code 6204)

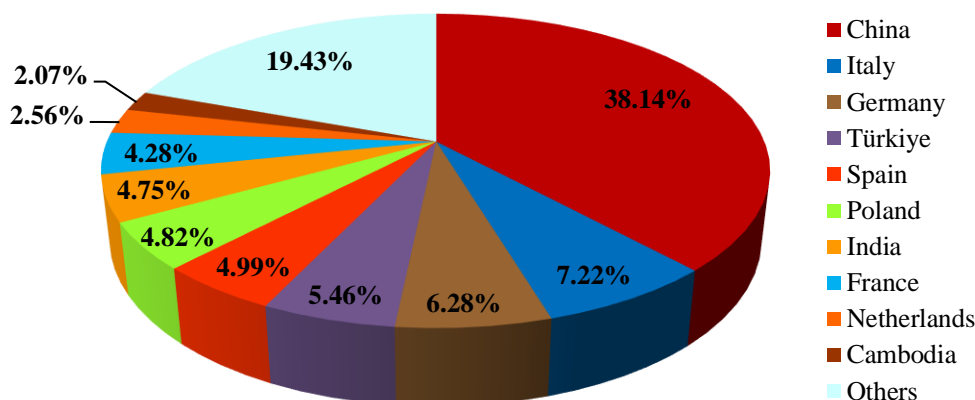
Rank	Countries	2021		2022		2023		2024	
		Value (million \$)	Share (%)	Value (million\$)	Share (%)	Value (million\$)	Share (%)	Value (million\$)	Share (%)
1.	China	24424.95	37.71	25695.43	36.81	24718.86	35.79	23909.27	38.14
2.	Italy	3973.32	6.13	4220.24	6.05	4470.44	6.47	4523.41	7.22
3.	Germany	3566.59	5.51	3703.51	5.31	3982.04	5.77	3935.79	6.28
4.	Türkiye	3415.71	5.27	3780.78	5.42	3595.42	5.21	3424.44	5.46
5.	Spain	4063.29	6.27	4079.97	5.85	3558.05	5.15	3130.44	4.99
6.	Poland	1981.29	3.06	2108.76	3.02	2462.69	3.57	3020.68	4.82
7.	India	2557.76	3.95	3095.97	4.44	2876.78	4.17	2976.53	4.75
8.	France	1986.95	3.07	2177.18	3.12	2495.86	3.61	2681.93	4.28
9.	Netherlands	1674.44	2.59	1771.87	2.54	1625.40	2.35	1606.69	2.56
10.	Cambodia	751.06	1.16	940.46	1.35	926.97	1.34	1299.11	2.07
	Others	16372.62	25.28	18224.21	26.11	18350.64	26.57	12179.77	19.43
	Total	64767.97	100	69798.38	100	69063.16	100	62688.05	100

Source: UN Comtrade

Top 10 exporters of Women's or Girls' Suits, Ensembles, Jackets, Blazers, Dresses, Skirts, Divided Skirts, Trousers, Bib and Brace overalls, Breeches and Shorts from 2021 to 2024 (Data labels signified only for 2024)



World's leading exporters of Women's or Girls' Suits, Ensembles, Jackets, Blazers, Dresses, Skirts, Divided Skirts, Trousers, Bib and Brace overalls, Breeches and Shorts (percentage share in 2024)



In 2024, global trade of Women's or Girls' Suits, Ensembles, Jackets, Blazers, Dresses, Skirts, Divided Skirts, Trousers, Bib and Brace overalls, Breeches and Shorts reached USD 62688.05 million, reflecting a 9.23% decrease from 2023 figures, when trade totaled was USD 69063.16 million. In 2024, **India** exported USD 2976.53 million of the commodity group, making it the 7th largest exporter in this segment with 4.75% share of world export of the commodity group. Globally the lead exporters in this segment were China (USD 23909.27 million), Italy (USD 4523.41 million) and Germany (USD 3935.79 million) with 38.14%, 7.22% and 6.28% share respectively. India's performance has significantly improved over the years.

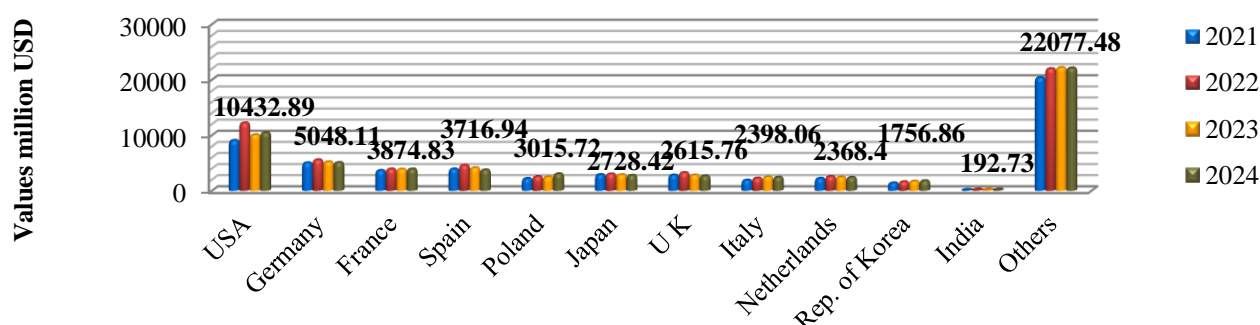
Table – 3

World's top 10 Importers of Women's or Girls' Suits, Ensembles, Jackets, Blazers, Dresses, Skirts, Divided Skirts, Trousers, Bib and Brace overalls, Breeches and Shorts (ITCHS Code 6204)

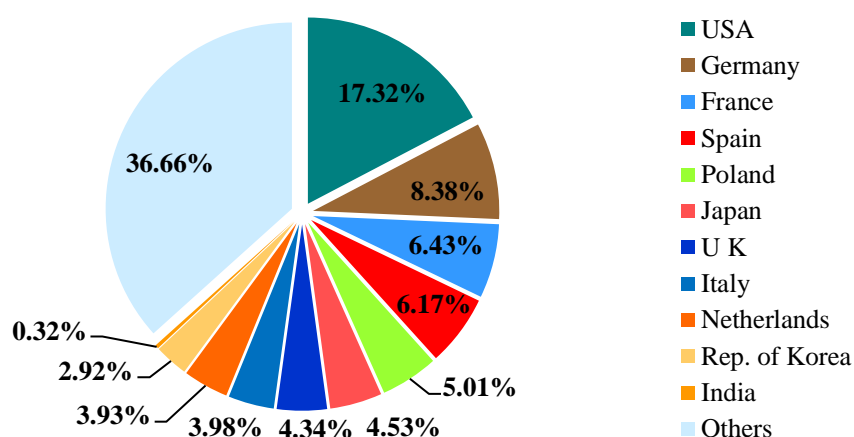
Rank	Countries	2021		2022		2023		2024	
		Value (million \$)	Share (%)	Value (million\$)	Share (%)	Value (million\$)	Share (%)	Value (million\$)	Share (%)
1.	USA	9029.37	16.35	12189.22	19.23	10048.25	16.71	10432.89	17.32
2.	Germany	5003.30	9.06	5537.64	8.74	5169.24	8.60	5048.11	8.38
3.	France	3613.52	6.54	3878.20	6.12	3839.06	6.38	3874.83	6.43
4.	Spain	3882.49	7.03	4548.72	7.18	4088.86	6.80	3716.94	6.17
5.	Poland	2166.31	3.92	2529.87	3.99	2463.05	4.10	3015.72	5.01
6.	Japan	2868.26	5.19	2978.15	4.70	2831.31	4.71	2728.42	4.53
7.	U K	2773.57	5.02	3234.62	5.10	2777.33	4.62	2615.76	4.34
8.	Italy	1867.53	3.38	2226.10	3.51	2458.66	4.09	2398.06	3.98
9.	Netherlands	2191.51	3.97	2534.63	4.00	2425.37	4.03	2368.40	3.93
10.	Rep. of Korea	1377.24	2.49	1579.97	2.49	1680.21	2.79	1756.86	2.92
41.	India	116.91	0.21	194.51	0.31	185.71	0.31	192.73	0.32
	Others	20342.56	36.83	21962.67	34.64	22160.95	36.86	22077.48	36.66
	Total	55232.56	100	63394.30	100	60128.02	100	60226.20	100

Source : UN Comtrade

Top 10 importers of Women's or Girls' Suits, Ensembles, Jackets, Blazers, Dresses, Skirts, Divided Skirts, Trousers, Bib and Brace overalls, Breeches and Shorts from 2021 to 2024 (Data labels signified for 2024)



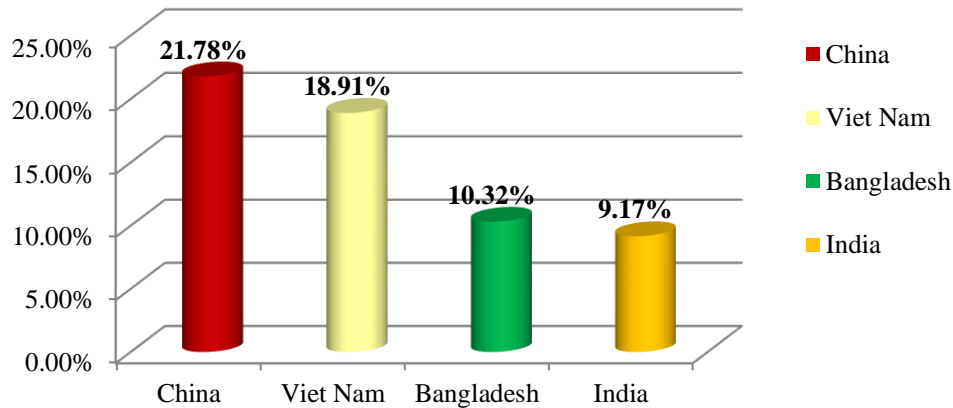
World's leading importers of Women's or Girls' Suits, Ensembles, Jackets, Blazers, Dresses, Skirts, Divided Skirts, Trousers, Bib and Brace overalls, Breeches and Shorts (percentage share in 2024)



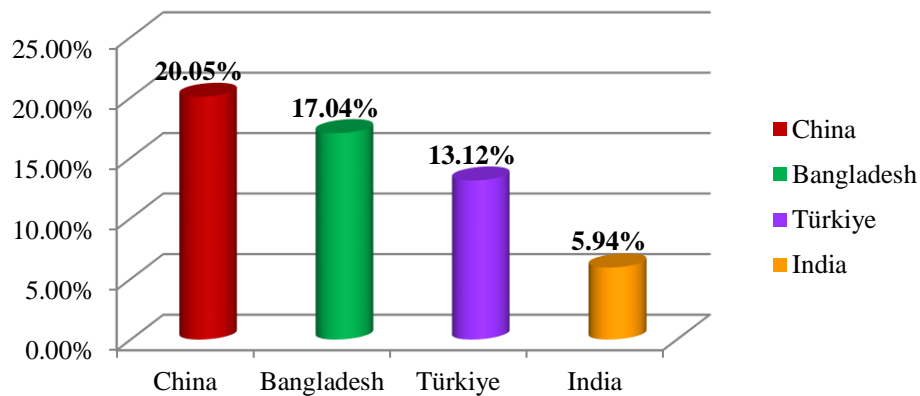
The Women's or Girls' Suits, Ensembles, Jackets, Blazers, Dresses, Skirts, Divided Skirts, Trousers, Bib and Brace overalls, Breeches and Shorts imports worldwide was USD 60226.20 million in 2024 increased by 0.16 % from 2023 levels. The lead importers in this segment in 2024 have persistently been USA (17.32%), Germany (8.38%) and France (6.43%). **India** with 0.32% share in this category, stood at 41st position globally. Global import value in this segment increased in 2022 compared to the year 2021 then decreased in 2023 and again increased in 2024.

As per UN Comtrade database the top 3 importers of Women's or Girls' Suits, Ensembles, Jackets, Blazers, Dresses, Skirts, Divided Skirts, Trousers, Bib and Brace overalls, Breeches and Shorts globally were **USA, Germany and France**. These 3 country USA, Germany and France imported 9.17%, 5.94% and 5.75% share of their total import of this commodity from India in 2024 which are presented below:

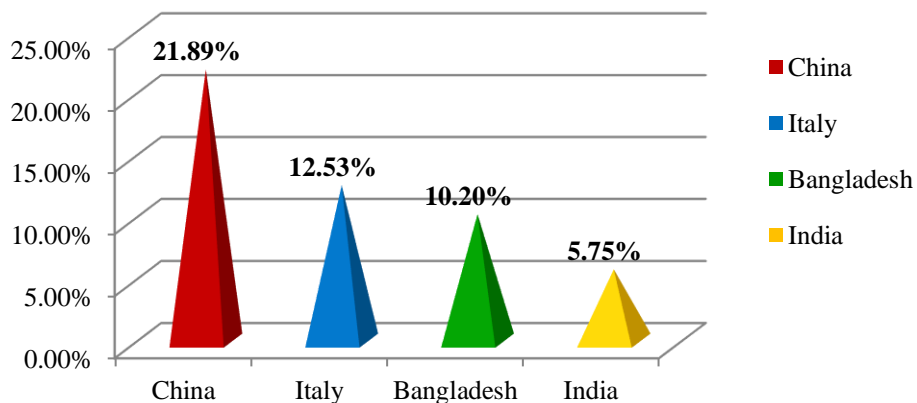
- (i) Top 3 supplier nations of Women's or Girls' Suits, Ensembles, Jackets, Blazers, Dresses, Skirts, Divided Skirts, Trousers, Bib and Brace overalls, Breeches and Shorts to USA in 2024 (percentage share)



- (ii) Top 3 supplier nations of Women's or Girls' Suits, Ensembles, Jackets, Blazers, Dresses, Skirts, Divided Skirts, Trousers, Bib and Brace overalls, Breeches and Shorts to Germany in 2024 (percentage share)



- (iii) Top 3 supplier nations of Women's or Girls' Suits, Ensembles, Jackets, Blazers, Dresses, Skirts, Divided Skirts, Trousers, Bib and Brace overalls, Breeches and Shorts to France in 2024 (percentage share)



IMPORT

Silver (Including Silver Plated with Gold or Platinum), Unwrought or in Semi-Manufactured forms, or in Powder form classified as ITCHS Code – 7106 falls under Chapter -71 (Natural or cultured pearls, precious or semi-precious stones, precious metals, metals clad with precious metal, and articles thereof; imitation jewellery; coin) of Section – XIV (Natural or cultured pearls, precious or semi-precious stones, precious metals, metals clad with precious metal, and articles thereof; imitation jewellery; coin) as per ITCHS Classification. India is engaged in the process of importing this commodity and in 2024 this commodity group had share of 0.89% in India's total import value basket as per DGCI&S database.

Table – 4

India's Top 10 Source of Silver (Including Silver Plated with Gold or Platinum), Unwrought or in Semi-Manufactured forms, or in Powder form (HS Code – 7106)

Rank	Countries	2021		2022		2023		2024	
		Value (million\$)	Share (%)	Value (million\$)	Share (%)	Value (million\$)	Share (%)	Value (million\$)	Share (%)
1.	U K	791.75	38.40	3170.02	37.73	1000.18	9.25	2326.92	14.14
2.	Hong Kong	688.13	33.37	1578.04	18.78	659.54	6.10	1261.13	7.67
3.	U A E	4.69	0.23	33.01	0.39	315.06	2.91	1154.66	7.02
4.	Australia	0.00	0.00	61.46	0.73	0.00	0.00	261.08	1.59
5.	Switzerland	95.78	4.64	190.04	2.26	65.02	0.60	178.82	1.09
6.	Uzbekistan	0.00	0.00	56.99	0.68	0.00	0.00	77.14	0.47
7.	Kazakhstan	69.32	3.36	88.30	1.05	28.05	0.26	63.39	0.39
8.	China	110.53	5.36	577.76	6.88	112.84	1.04	47.63	0.29
9.	Singapore	59.23	2.87	44.79	0.53	45.43	0.42	40.85	0.25
10.	Germany	21.50	1.04	52.47	0.62	26.33	0.24	40.14	0.24
	Others	221.01	10.72	486.66	5.79	164.67	1.52	181.03	1.10
	Total	2061.94	100	8401.47	100	10818.60	100	16451.38	100

Source: DGCI&S, Ministry of Commerce & Industry

Note: India's Import includes re-import also

The total amount of India's import of Silver (Including Silver Plated with Gold or Platinum), Unwrought or in Semi-Manufactured forms, or in Powder form in 2024 was USD 16451.38 million increased by 52.06% over 2023 figures of USD 10818.60 million. U K has consistently been India's lead import- country partner in this segment, with 14.14% share of India's total imports of Silver (Including Silver Plated with Gold or Platinum), Unwrought or in Semi-Manufactured forms, or in Powder was sourced from UK in 2024, followed next by Hong Kong and UAE with shares of 7.67% and 7.02% respectively. India's import value in this segment has been steadily increasing from USD 2061.94 million in 2021 to USD 16451.38 million in 2024.

Table – 5

World's Top 10 Importers of Silver (Including Silver Plated with Gold or Platinum), Unwrought or in Semi-Manufactured forms, or in Powder form (HS Code – 7106)

Rank	Countries	2021		2022		2023		2024	
		Value (million\$)	Share (%)	Value (million\$)	Share (%)	Value (million\$)	Share (%)	Value (million\$)	Share (%)
1.	India	2111.08	6.00	6381.97	20.04	2624.43	8.96	6434.52	20.21
2.	USA	6687.74	19.01	5370.52	16.86	6037.11	20.60	5090.74	15.99
3.	U K	6182.10	17.57	2214.20	6.95	3495.64	11.93	4330.09	13.60
4.	Hong Kong	2847.76	8.10	2441.84	7.67	2729.05	9.31	4075.99	12.80
5.	China	1703.58	4.84	1111.92	3.49	1176.21	4.01	1480.70	4.65
6.	Japan	1904.99	5.42	1268.10	3.98	1030.18	3.52	1449.71	4.55
7.	Canada	4237.14	12.05	2735.78	8.59	2450.18	8.36	1236.87	3.89
8.	Switzerland	1285.00	3.65	1360.90	4.27	1206.67	4.12	1073.29	3.37
9.	Germany	1319.93	3.75	1509.29	4.74	1125.61	3.84	998.46	3.14
10.	Italy	707.11	2.01	732.23	2.30	905.08	3.09	751.53	2.36
	Others	15643.87	44.47	14327.95	44.99	13241.79	45.19	10419.75	32.73
	Total	35176.14	100	31848.41	100	29304.22	100	31831.8	100

Source: UN Comtrade

Worldwide import of Silver (Including Silver Plated with Gold or Platinum), Unwrought or in Semi-Manufactured forms, or in Powder totalled to USD 31831.80 million in 2024 increased by 8.62% over 2023 levels. **India** imported USD 6434.52 million worth of the commodity in 2024, making it the leading importer of the commodity group worldwide with 20.21% share of world imports followed by USA (15.99%) and UK (13.60%). Over the period under review the global imports in this segment continuously decreased from 2021 till 2023 and then increased in 2024.
